


Dev's "Quick and Dirty" DIY Fisheye Camera Lens





Buy a 160° door viewer (peep hole) glass lens from the hardware store. About \$9 bucks.



Get yourself a self-sticking felt furniture circle.


Dismantle your shiny new viewer and trace the inside of the base of the lens on your felt circle. Use an Xacto knife to cut out this inside circle.



Stick the felt onto the base of your viewer and reassemble the peep-hole viewer.



Should look something like this ...



Work with your camera settings (macro) to get the desired effect. Play around and have fun.

I used the felt so that I could hold the contraption right up to my camera without fear of damaging the lens.

